

Disney · PIXAR  
**FINDING  
DORY**

**MAKE & HANG!**

**CHARACTER  
MOBILE**

**YOU WILL NEED**

**PRINTER  
PAPER  
SCISSORS**

**GLUE STICK  
(OR) TAPE  
STRING**


TIP » Card stock paper works best

**ADULT SUPERVISION REQUIRED**

**DIRECTIONS**

- 1 Print the following 7 pages
- 2 Cut out images along dotted lines
- 3 Follow directions for each cutout
- 4 Attach top and bottom pieces as instructed on the cutout page
- 5 Attach character cutouts as shown
- 6 Hang your mobile up in your room!

**Print the following pages  
to get started!**



©2016 Disney/Pixar. All rights reserved.

**IN THEATERS JUNE 17**

©2016 Disney/Pixar. All rights reserved.

FOLD HERE »

CUT ALONG WHITE LINE



+ HOLES

Disney · PIXAR  
FINDING

**DORY**

FAMILY  
AND FRIENDS

AND

FRIENDS  
FAMILY

Disney · PIXAR  
FINDING  
**DORY**

FOLD HERE »

CUT ALONG WHITE LINE  + HOLES


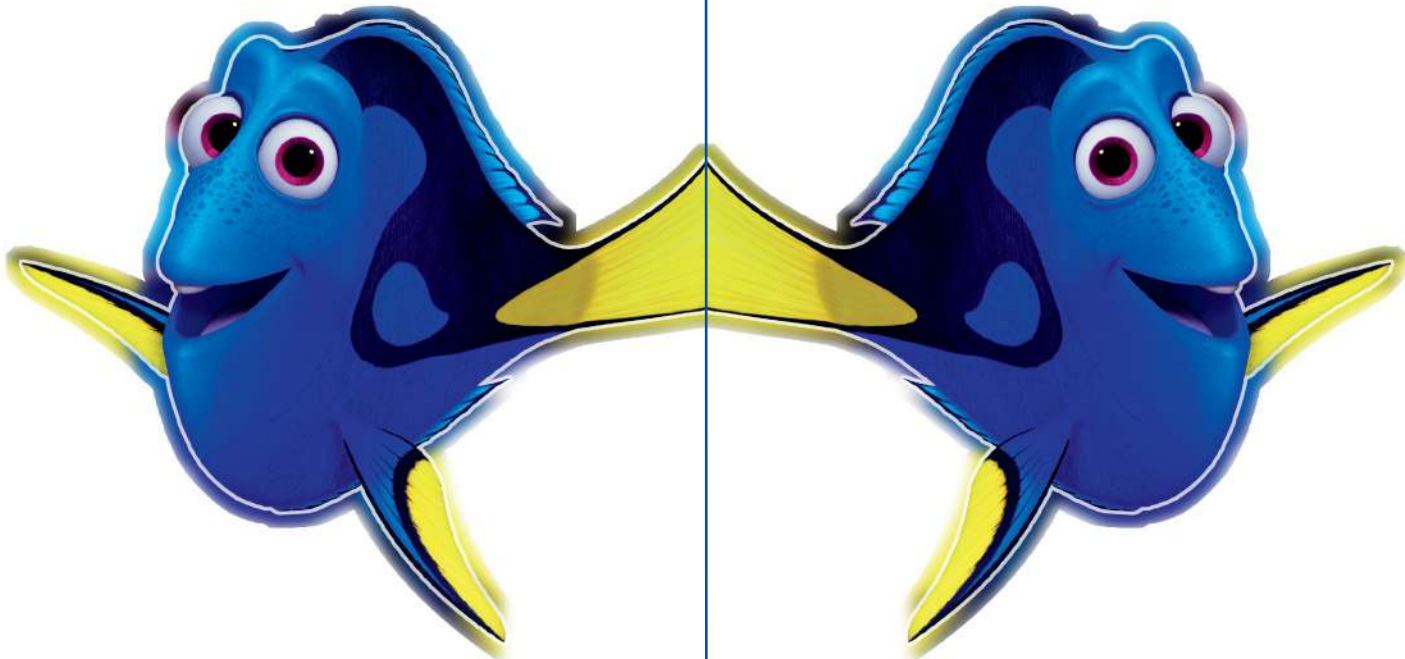


©2016 Disney/Pixar. All rights reserved.

©2016 Disney/Pixar. All rights reserved.


FOLD HERE »

CUT ALONG WHITE LINE



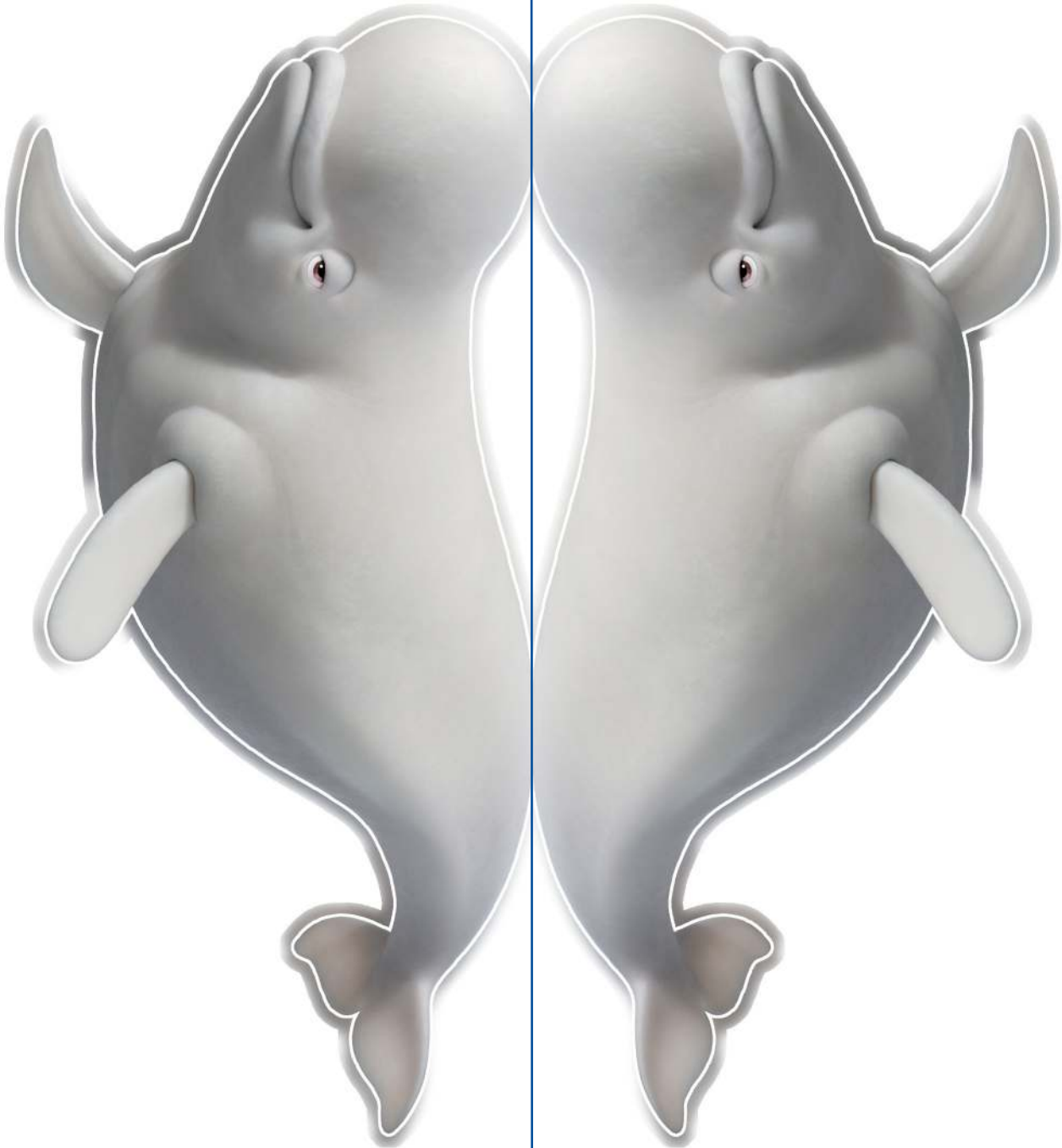
FOLD HERE »

CUT ALONG WHITE LINE



FOLD HERE »

CUT ALONG WHITE LINE




FOLD HERE »


CUT ALONG WHITE LINE



**ASSEMBLY STEP 1**



**ASSEMBLY STEP 2**



**ASSEMBLY STEP 3**

