

# Aladdin


## MAGNETIC FLYING CARPET

### SUPPLIES

Flying carpet template  
Scissors  
Coloring tools  
Strong magnets  
Tape  
Table or Plate

**Note: Adult supervision is recommended with scissors and magnets.**

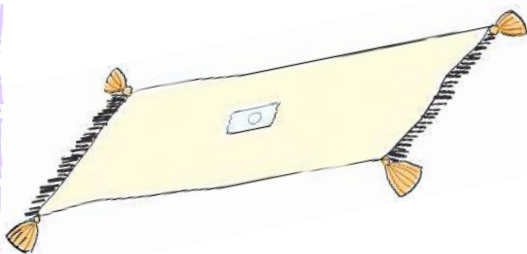
Choose a carpet: blank or pre-designed



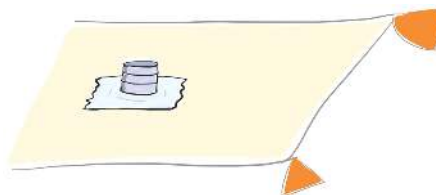
Design or color your flying carpet, then cut it out.



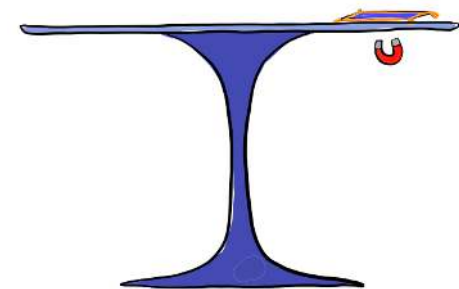
Tape a strong magnet to the back of the carpet



Stack a few more magnets on top of the tape.



Turn your flying carpet upright and place it on a table or plate. Use more strong magnets to move the carpet from under the table. Watch your carpet "fly!"



# Aladdin MAGNETIC FLYING CARPET template

